



# **LAGOS STATE GOVERNMENT** **MINISTRY OF EDUCATION**

Islamic Religious Studies (IRS)

Primary 1 - Primary 3

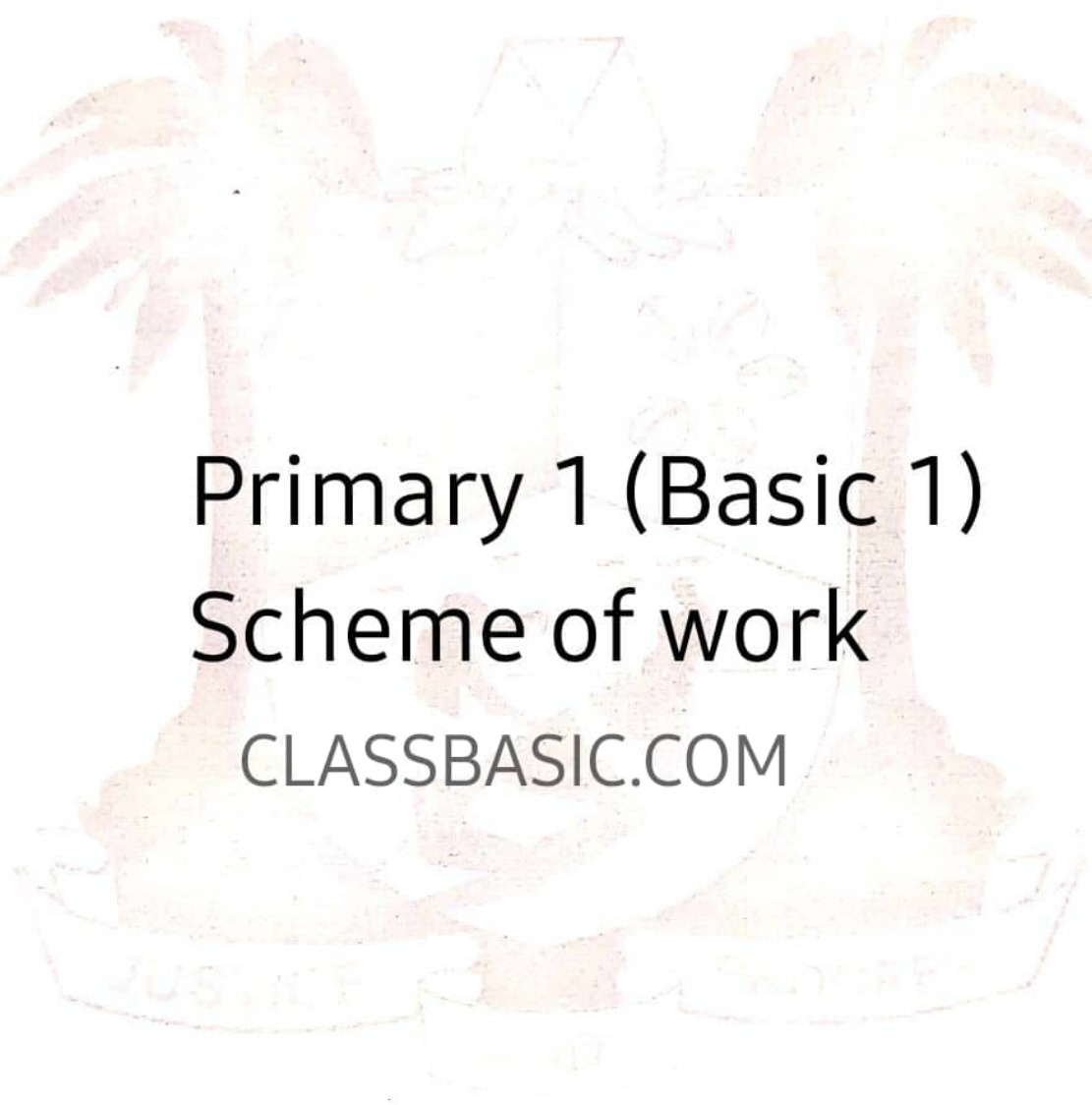
Scheme of Work

CLASSBASIC.COM



## **UNIFIED SCHEMES OF WORK** **FOR PRIMARY SCHOOLS** **(PRIMARY 1-3)**

PRINTED 2021



# Primary 1 (Basic 1) Scheme of work

CLASSBASIC.COM





ISLĀMIC STUDIES

PRIMARY SCHOOLS PRIMARY ONE

FIRST TERM

WKS	TOPICS	LEARNING ACTIVITIES	LEARNING ACTIVITIES	EMBEDDED CORE SKILLS	LEARNING RESOURCES
1	Readiness Test/ Revision				
2	Arabic Alphabets: ا: Alif to س: Sād	By the end of the lesson, the pupils should be able to: pronounce the Arabic Alphabets correctly identify each of the Alphabet write the Arabic Alphabets correctly	Pupils as a class read the Arabic consonants correctly Pupils in small groups identify each of the consonant Pupils individually write down Arabic consonants correctly	Critical Thinking and Problems Solving Creativity and imagination Digital Literacy	Audio/Visual Materials:- Tape recorder - Flash cards Internet Materials: - <a href="http://www.pinterest.com">www.pinterest.com</a>
3	Arabic Alphabets: د Dād to ي: Yāw	By the end of the lesson, the pupils should be able to: pronounce the Arabic consonants correctly identify each of the consonants write the Arabic Alphabets correctly.	Pupils as a class read the Arabic consonants correctly, Pupils in small groups identify each of the consonant, Pupils individually write down Arabic consonants correctly	Critical Thinking and Problems Solving Creativity and imagination Digital Literacy	Audio/Visual Materials: Tape recorder Flash cards Internet Materials: <a href="http://www.pinterest.com">www.pinterest.com</a>
4.	Sūratul-Fātihah Chapter 1 V 1 – 4	By the end of the lesson, the pupils should be able to: read the first four verses of Sūratul-Fātihah differentiate Sūratul-Fātihah from other Sūrah identify the uses of Sūratul-Fātihah	Pupils in small groups read verses 1 – 4 of Sūratul Fātihah. Pupils as a group differentiate between Sūratul-Fātihah and other Chapters. Pupils in think share pair explain the reasons for reading of Sūratul Fātihah.	Critical Thinking and Problems Solving Personal Development Digital Literacy	Audio/Visual Materials: - Copies of the Holy Qur'an - Chart/ Audio of Arabic Text of the verses and English Translation - Flashcards of the key vocabulary words Internet Materials: <a href="http://www.researchgate.net">www.researchgate.net</a>
5.	Sūratul-Fātihah Chapter 1 V 5 – 7	By the end of the lesson, the pupils should be able to: read the last three verses of Sūratul Fātihah; mention the reasons for recitation; memorize Sūratul-Fātihah	Pupils in small groups recite verses 4 – 7 of Sūratul Fātihah. Pupils in think share pair explain the reasons for the recitation of Sūratul Fātihah. Pupils as a class recite Sūratul-Fātihah by heart.	Critical Thinking and Problems Solving Digital Literacy Communication, Collaboration	Audio/Visual Materials: - Copies of the Holy Qur'an - Chart/ Audio of Arabic Text of the verse and English Translation - Flashcards of the key vocabulary words Internet Materials: <a href="http://www.researchgate.net">www.researchgate.net</a>
6.	Articles of Faith in Islam	By the end of the lesson, pupils should be able to: enumerate the six articles of faith; explain the meaning of these articles; say the usefulness of these articles of faith to the Muslims.	Pupils in small groups read the six articles of faith in Islam. Pupils in think share pair explain the meaning of each of the articles of faith. Pupils as a class say the usefulness of these articles of faith to the Muslim.	Communication, Collaboration Leadership and Personal Development Critical Thinking and Problems Solving Digital Literacy	Audio/Visual Materials: Flash cards Chart showing the tree with branches Internet Materials: <a href="http://www.dar-alif tar.org">www.dar-alif tar.org</a>
7	Mid Term Tests/ Open Day/ Mid Term Break				
8	Four of the attributes of Allah Al-Khāliq Ar-Rabb Ar-Rahmān Ar Rahīm	By the end of the lesson, the pupils should be able to: recite these attributes of Allah; relate these attributes of Allah as it affect man; memorize these attributes of Allah with their meanings	Pupils as a class recite these attributes of Allah. Pupils in small groups relate these attributes of Allah as it affects man. As an individual, pupils memorize these attributes of Allah with its meaning	Communication, Collaboration Critical Thinking and Problems Solving Creativity and imagination Digital Literacy	Audio/Visual Materials: Cardboard on which the 16 <sup>th</sup> to 20 <sup>th</sup> names of Allah are written Internet Materials: <a href="http://www.ourmuslimhomeschool.com">www.ourmuslimhomeschool.com</a> <a href="http://www.mamateachesme.com">www.mamateachesme.com</a>
9	The Significance of The Belief in Prophet Muhammad (SAW) as the Last Prophet of Allah	By the end of the lesson, the pupils should be able to: justify that Prophet Muhammad (SAW) was the seal of all Prophets of Allah; assess some of the works of the Prophet Muhammad; explain that the Qur'an was sent	Pupils list justifications that Muhammad was the seal of Prophets of Allah. Pupils in small group assess some of the achievements of Prophet Muhammad (SAW). Pupils individually explain that the Qur'an was sent through him to mankind.	Critical Thinking and Problems Solving Communication, Collaboration Leadership and Personal Development Digital Literacy	Audio/Visual Materials: Flash card A copy of the glorious Qur'an Internet Materials: <a href="http://www.biography.com/religious-">www.biography.com/religious-</a>

WKS	TOPICS	LEARNING ACTIVITIES	LEARNING ACTIVITIES	EMBEDDED CORE SKILLS	LEARNING RESOURCES
10.	Learning Five Names out of Twenty-Five Names of Allah mentioned in the Qur'an	By the end of the lesson, the pupils should be able to: recall the names of these Prophets of Allah:- Adam (AS), Nuh (AS), Hud (AS), Salih (AS), Lut (AS); assess the functions performed by these Prophets of Allah; cite the relevant verses from the Qur'an.	Pupils as a class brainstorm to recall the names of some Prophets of Allah. Pupils in small groups discuss the functions of Prophets of Allah. Through think pair share, pupils cite the relevant verses from the Qur'an.	Critical thinking and problems solving Communication, Collaboration Digital Literacy	Audio/Visual Materials: Chart contains the names of Prophets of Allah mentioned in the Qur'an A copy of the glorious Qur'an Internet Materials: <a href="http://www.wikipedia.org/namesofallah">www.wikipedia.org/namesofallah</a>
11.	Four of the attributes of Allah <i>Al-Khaliq</i> <i>Ar-Rabb</i> <i>Ar-Rahmān</i> <i>Ar-Rahim</i>	By the end of the lesson, the pupils should be able to: recite these attributes of Allah; relate these attributes of Allah as it affect man memorize these attributes of Allah with their meaning	Pupils as a class recite the attributes of Allah. As a small group, pupils relate these attributes of Allah as it affects man. As individuals, pupils memorize these attributes of Allah with their meanings.	Communication, Collaboration Critical Thinking and Problems Solving Creativity and imagination Digital Literacy	Audio/Visual Materials: Cardboard on which the 16 <sup>th</sup> to 20 <sup>th</sup> names of Allah are written Internet Materials: <a href="http://www.ourmuslimhomeschool.com">www.ourmuslimhomeschool.com</a> <a href="http://www.mamateachesme.com">www.mamateachesme.com</a>
12	Revision				
13	Examination				





ISLĀMIC STUDIES FOR PRIMARY SCHOOLS

PRIMARY ONE

SECOND TERM

WKS	TOPICS	LEARNING OBJECTIVES	LEARNING ACTIVITIES	EMBEDDED CORE SKILLS	LEARNING RESOURCES
1.	Readiness Test / Revision				
2.	Arabic Alphabets with Objects- Alif to ص: Sād.	By the end of the lesson, the pupils should be able to: pronounce the Arabic Alphabets with objects correctly between Alif (ا) to Sād (ص); identify each of the Alphabets with objects between Alif to Sād; write the Arabic Alphabets with objects correctly from Alif to Sād.	Pupils as a class read the Arabic Alphabets with objects correctly from Alif to Sād Pupils in small groups identify each of the Arabic Alphabets with their objects from Alif to Sād Pupils individually write down Arabic Alphabets with objects correctly from Alif to Sād.	Critical Thinking and Problems Solving Creativity and imagination Digital Literacy	Audio/Visual Materials: Tape recorder Flash cards Internet Materials: <a href="http://www.youtube.com/watch?v=bicalphabetsbymadinaharabic">www.youtube.com/watch?v=bicalphabetsbymadinaharabic</a>
3	Arabic Alphabets with Objects- Dād to ي: Yāw	By the end of the lesson, the pupils should be able to: Pronounce the Arabic Alphabets with objects correctly between Dād to Yāw; identify each of the Alphabets with objects between Dād to Yāw; write the Arabic Alphabets with object correctly from Dād to Yāw	Pupils as a class read the Arabic Alphabets with objects correctly from Dād to Yāw Pupils in small groups identify each of Arabic Alphabets with their objects between Dād to Yāw Pupils individually write down Arabic Alphabets with objects correctly from Dād to Yāw	Critical Thinking and Problems Solving Creativity and imagination Digital Literacy	Audio/Visual Materials: Tape recorder Flash cards Internet Materials: <a href="http://www.youtube.com/watch?v=bicalphabetsbymadinaharabic">www.youtube.com/watch?v=bicalphabetsbymadinaharabic</a>
4	Sūratun-Nās (Q114 verses 1 - 3)	By the end of the lesson, the pupils should be able to: recite Sūratun-Nās verse 1-3; translate these verses into English; list the uses of the Sūrah to Muslims.	Pupils as a class recite Sūratun Nās, Pupils in small groups translate Sūratun-Nās into English, Pupils as a class memorize Sūratun-Nās,	Communication, Collaboration Personal Development	Audio/Visual Materials: A copy of the Holy Qur'an Audio cassette of the recorded Sūrah Internet Materials: <a href="http://www.researchgate.net">www.researchgate.net</a>
5.	Sūratun-Nās (Q114 verses 4 - 6)	By the end of the lesson, the pupils should be able to: recite Sūratun-Nās verses 4 - 6; translate these verses into English; brainstorm on the importance of the Sūrah.	Pupils as a whole class recite together Sūratun-Nās, Pupils in small groups translate Sūratun-Nās into English, Pupils brainstorm on possible purpose of revealing Sūratun-Nās.	Communication, Collaboration Creativity and imagination Personal Development Digital Literacy	Audio/Visual Materials: A copy of the Holy Qur'an Audio cassette of the recorded Sūrah Internet Materials: <a href="http://www.researchgate.net">www.researchgate.net</a>
6.	At-Tahārah: Cleanliness in Islam	By the end of the lesson, the pupils should be able to: describe the meaning of atTaharah in Islam; state the types of cleanliness ie (i) Istinjaar (ii) Istijmar; justify position of cleanliness in Islam	pupils as a whole class discuss the meaning of cleanliness in Islam Pupils in small groups, state the types of cleanliness in Islam Pupils justify the advantages of cleanliness in Islam	Communication, Collaboration Critical Thinking and Problems Solving Digital Literacy	Audio/Visual Materials: Bowl, Water, kettle, bucket etc. Internet Materials: <a href="http://www.blog.iiph.com">www.blog.iiph.com</a>
7	Mid Term Tests/Open Day/Mid Term Break				
8	Sūratul-Falaq (Q113 verses 1 - 2)	By the end of the lesson, the pupils should be able to: recite Sūratul Falaq verses 1-2; translate these verses into English; memorize the Sūrah	Pupils in a whole class discussion recite Sūratul Falaq Pupils in small groups brainstorm on the English meaning of the verses. Pupils in a whole class recite together to memorize Sūratul Falaq	Communication, Collaboration Creativity and imagination Personal Development Digital Literacy	Audio/Visual Materials: A copy of the Holy Qur'an Audio cassette of the recorded Sūrah Internet Materials: <a href="http://www.researchgate.net">www.researchgate.net</a>
9	Sūratul-Falaq (Q113 verses 3 - 5)	By the end of the lesson, the pupils should be able to: recite Sūratul Falaq verses 3 - 5; translate these verses into English; memorize the Sūrah	Pupils as a class recite the last three verses of Sūratul Falaq Pupils in small groups translate Sūratul Falaq into English Pupils brainstorm to arrange the verses so as to memorize the whole Sūrah.	Communication, Collaboration Creativity and imagination Personal Development Digital Literacy	Audio/Visual Materials: A copy of the Holy Qur'an Audio cassette of the recorded Sūrah Internet Materials: <a href="http://www.researchgate.net">www.researchgate.net</a>
10	Ablution (Al-Wudū')	By the end of the lesson, the pupils should be able to: explain the meaning of ablution; justify reasons for performance of ablution; demonstrate how ablution is performed and materials needed.	Pupils as a class explain the meaning of ablution, pupils in small groups demonstrate how ablution is performed and list materials needed, Pupils as a class brainstorm on time and the significance of ablution.	Communication and Collaboration Creativity and imagination, Personal development Digital Literacy	Audio/Visual Materials: Kettle, water etc. Chart showing ablution procedures Internet Materials:

WKS	TOPICS	LEARNING ACTIVITIES	LEARNING ACTIVITIES	EMBEDDED CORE SKILLS	LEARNING RESOURCES
11	Obedience to Allah and Parents	By the end of the lesson, the pupils should be able to: Explain the meaning of the two words Allah, and parents; Justify reasons for obedience to Allah and Parents; classify ways of obedience to Allah and Parents	Pupils as a class class, explain the meaning of the two words " Allah and parents; Pupils in small groups justify the reasons for obedience to Allah and Parents; Pupils as a class brainstorm on classifying obedience to Allah and Parents using Qut'an 17:23 as reference	Communication and Collaboration Critical Thinking and Problems Solving Creativity and imagination Personal Development Digital Literacy	Audio/Visual Materials: Internet Materials: <a href="http://www.doorposts.com">www.doorposts.com</a> <a href="http://www.momentsaday.com">www.momentsaday.com</a>
12	Revision				
13	Examination				





**LAGOS STATE GOVERNMENT  
MINISTRY OF EDUCATION  
UNIFIED SCHEMES OF WORK FOR PRIMARY SCHOOLS  
ISLĀMIC STUDIES FOR PRIMARY SCHOOLS  
PRIMARY ONE**

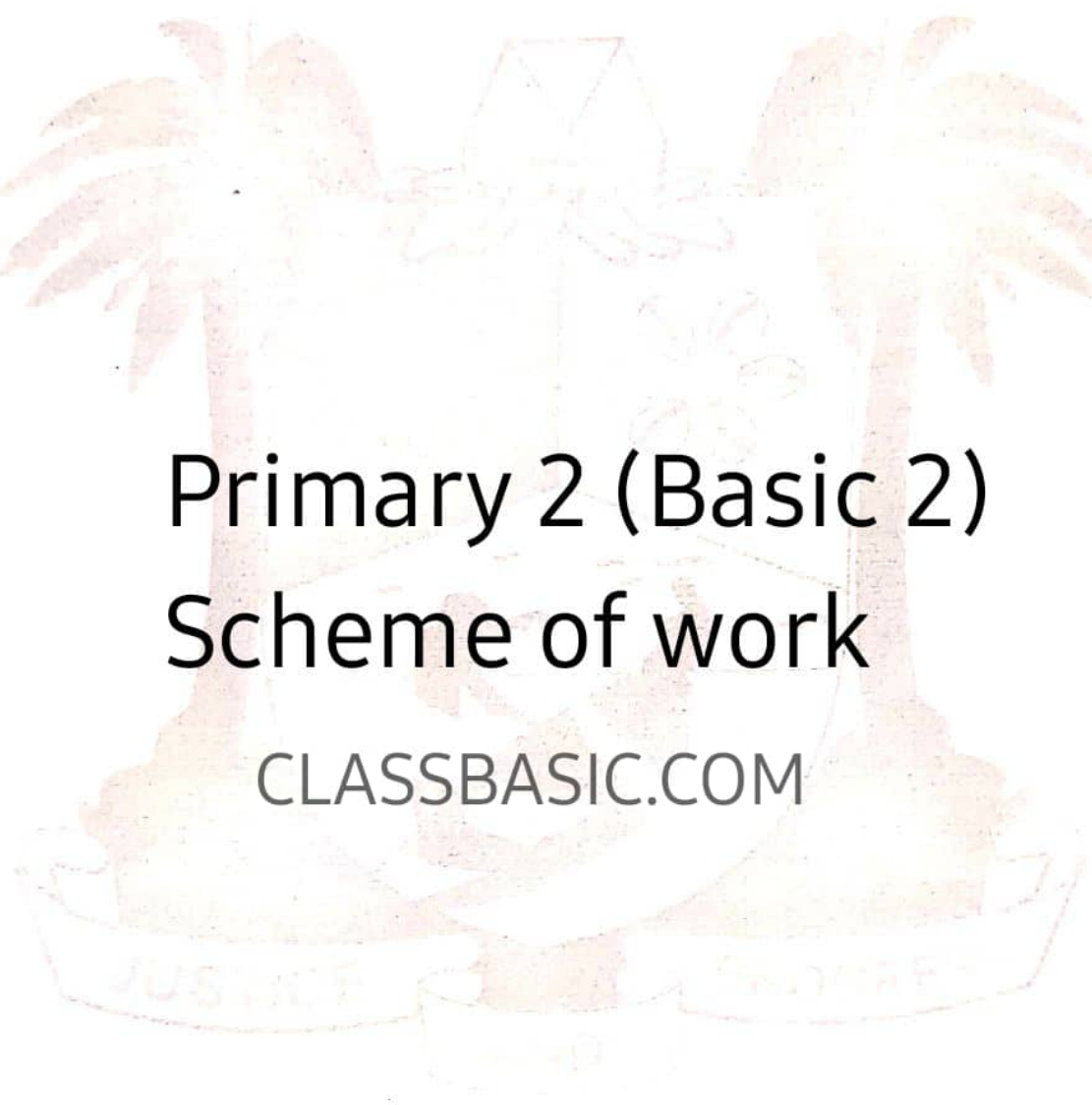
**Term 3  
Primary 1  
THIRD TERM**

WKS	TOPICS	LEARNING OBJECTIVES	LEARNING ACTIVITIES	EMBEDDED CORE SKILLS	LEARNING RESOURCES
1.	Readiness test- / Revision	By the end of the lesson, the pupils should be able to: List some topics treated last session justify the relevance of those topics solve all questions related to the last session work done	Pupils as a class list some topics treated last term Through "think, pair and share", to justify the relevance of the last term's work done As an individual pupils respond to some questions	Communication, Collaboration Leadership and Personal Development Critical Thinking and Problems Solving	Audio/Visual Materials: Charts of different items related to these topics 2 Exercise books 3 VCD and DVD Internet Materials:
2.	Arabic Alphabets with Objects- Alif to Yāw	By the end of the lesson, the pupils should be able to: pronounce the Arabic Alphabets (Alif to Yāw) correctly with their objects identify each of the Arabic Alphabets (Alif to Yāw) with objects write the Arabic Alphabets with object correctly from Alif to Yāw	Pupils as a class read the Arabic Alphabets (Alif to Yāw) correctly with objects Pupils in small groups identify each of the Arabic Alphabets with their objects from Alif to Yāw Pupils individually write down Arabic Alphabets with objects correctly from Alif to Yāw	Critical Thinking and Problems Solving Creativity and imagination	Audio/Visual Materials: Tape recorder Flash cards Internet Materials:
3	<i>Sūratul-Ikhlās</i> (Q112 verses 1 - 2)	By the end of the lesson, the pupils should be able to: recite <i>Sūratul Ikhlās</i> verse 1-2 translate these verses into English memorize the Verses	As a whole class, pupils recite <i>Sūratul Ikhlās</i> (verse 1 - 2) Pupils in small groups translate these verse into English As a whole class, pupils memorize the verses	Communication, Collaboration Creativity and imagination Personal Development Digital Literacy	Audio/Visual Materials: A copy of the Holy Qur'an Audio cassette of the recorded <i>Sūrah</i> Internet Materials: <a href="http://www.researchgate.net">www.researchgate.net</a>
4	<i>Sūratul Ikhlās</i> (Q112 verses 3 - 4)	By the end of the lesson, the pupils should be able to: recite <i>Sūratul Ikhlās</i> verse 3 - 4 translate these verses into English memorize the complete surah	As a whole class, pupils recite <i>Sūratul Ikhlās</i> (verse 3 - 4) Pupils in small groups translate verses into English As a whole class, pupils memorize the complete Surah	Communication, Collaboration Creativity and imagination Personal Development Digital Literacy	Audio/Visual Materials: A copy of the Holy Qur'an Audio cassette of the recorded <i>Sūrah</i> Internet Materials: <a href="http://www.researchgate.net">www.researchgate.net</a>
5.	Things that mar Ablution ( <i>Al-Wudū'</i> )	By the end of the lesson, the pupils should be able to: list things that spoil ablution justify the reasons for the performance of ablution state when our ablution is marred	As a whole class, pupils list things that spoil ablution (i.e. defecating, urinating, farting, sleeping e. t. c) Pupils in small groups justify the reasons for the performance of ablution As a whole class brainstorm pupils state the time when our ablution is spoilt	Communication and Collaboration Creativity and imagination Critical Thinking and Problems Solving Digital Literacy	Audio/Visual Materials: Internet Materials: <a href="http://www.islampeacelife.com">www.islampeacelife.com</a>
6.	Five daily prayers ( <i>Salawātu-Khamsah</i> )	By the end of the lesson, the pupils should be able to: list the five daily prayers; differentiate the features of each of the daily prayers; justify the reasons for the observing of the daily prayers	As a whole class brainstorm pupils list the five daily prayers From small group activity pupils differentiate the features of each of the daily prayers As a think pair, share pupils justify the reasons for the observation of daily prayers.	Communication, Collaboration Critical Thinking and Problems Solving Leadership and Personal Development Digital Literacy	Audio/Visual Materials: Chart showing the five daily prayers sketch Internet Materials: <a href="http://www.dailyislamicdawah.wordpress.com">www.dailyislamicdawah.wordpress.com</a> <a href="http://www.dailyislamicdawah.wordpress.com">www.dailyislamicdawah.wordpress.com</a>
7		Mid Term Tests/Open Day/Mid Term Break			
8	Five daily prayers ( <i>Salawātu-Khamsah</i> ) Its Time and Numbers of Rak'ah	By the end of the lesson, the pupils should be able to: say the exact time for each of five daily prayers mention the actual numbers of Rak'ah for each of the five daily prayers tell why the time and numbers of Rak'ah for each of the five daily prayers are important	From small group activity pupils say the exact time of each of the five daily prayers As a think pair share pupils mention the actual numbers of the five daily prayers As a whole class discussion pupils tell why the time and numbers of Rak'ah for each of the five daily prayers are important	Critical Thinking and Problems Solving Communication, Collaboration Creativity and imagination Digital Literacy	Audio/Visual Materials: Chart showing the time and numbers of Rak'ah of five daily prayers Internet Materials: <a href="http://www.dailyislamicdawah.wordpress.com">www.dailyislamicdawah.wordpress.com</a> <a href="http://www.youtube.stepbystepguidetomyprayer">www.youtube.stepbystepguidetomyprayer</a>

WKS	TOPICS	LEARNING OBJECTIVES	LEARNING ACTIVITIES	EMBEDDED CORE SKILLS	LEARNING RESOURCES
9	Al-Adhān (Call to prayer)	By the end of the lesson, the pupils should be able to: describe the meaning of Adhān memorize the text of Adhān (call to prayer) from Allahu Akbar to Ash hadu anna Muhammadan Rasulu Lah translate the text of Adhān into English	From small group activity pupils describe the meaning of Adhān As a whole class discussion pupils memorize the text of Adhān As a whole class brainstorm pupils translate the text of Adhān into English language	Communication, Collaboration Critical Thinking and Problems Solving Creativity and Imagination Digital Literacy	Audio/Visual Materials: A chart showing Muadhīn calling the Adhān Audio of Adhān on tape recorder/phones Internet Materials: <a href="http://www.youtube.com/muslimcalltoprayers">www.youtube.com/muslimcalltoprayers</a>
10	Al-Adhān (Call to prayer) Continues	By the end of the lesson, the pupils should be able to: say the name of the person who call the Adhān outline the time and the reason for the why Adhān is called memorize the text of Adhān (call to prayer) to the last	From small group activity pupils say the name of the person in charge of Adhān As a whole class brainstorm pupils outline the reasons and the time that Adhān is called As a whole class discussion pupils memorize the text of Adhān	Communication, Collaboration Problems solving Creativity and Imagination Digital Literacy	Audio/Visual Materials: Internet Materials: <a href="http://www.youtube.com/muslimcalltoprayers">www.youtube.com/muslimcalltoprayers</a>
11	Islamic Rules of Conducts	By the end of the lesson, the pupils should be able to: list the Islamic rules of conducts such as:- table manner, sneezing, greetings etc. apply these rules in their daily life examine the benefits of Islamic rules of conduct	Pupils in small group enumerate the Islamic rules of conduct Pupils individually apply these rules in their daily life As a whole class discussion pupils examine the benefits of Islamic rules of conducts	Communication, Collaboration Leadership and Personal Development Critical Thinking and Problems Solving Digital Literacy	Audio/Visual Materials: Chart showing people greetings. Sneezing and on the dining table eating Internet Materials: <a href="http://www.tandfonline.com">www.tandfonline.com</a> <a href="http://www.en.m.wikipedia.org/islamicrules">www.en.m.wikipedia.org/islamicrules</a>
12	Revision				
13	Examination				

CLASSBASIC.COM





# Primary 2 (Basic 2) Scheme of work

CLASSBASIC.COM



WKS	TOPICS	LEARNING OBJECTIVES	LEARNING ACTIVITIES	EMBEDDED CORE SKILLS	LEARNING RESOURCES
	Readiness test / Revision	By the end of the lesson, the pupils should be able to: List some topics treated last session; justify the relevance of those topics; solve all questions related to the last session work done	As a class pupils list some topics treated last session Through "think, pair, share" pupils justify the relevance of the last session work done As an individual pupils respond to some questions	Communication, Collaboration Leadership and Personal Development Critical Thinking and Problems Solving	Audio/Visual Materials: Charts of different items related to these topics Exercise books VCD and DVD Internet Materials:
2	Introduction of Vowels Fātihah, Kasrah and Dummah	By the end of the lesson, the pupils should be able to: recognize the signs of these vowels distinguish between the vowels: Fātihah, Kasrah and Dummah participate in writing and using vowels with some Alphabets	In small group pupils recognize the signs of these vowels In small groups pupils distinguish between the three vowels Pupils participate in writing and using vowels on letters	Communication, Collaboration Critical Thinking and Problems Solving Digital Literacy	Audio/Visual Materials: Chart(s) of Arabic Vowels and letters Flash card VCD or DVD Internet Materials: <a href="http://www.youtube.teachingarabicvowels">www.youtube.teachingarabicvowels</a>
3.	<i>Sūratul-Lahab</i> (Q 111) 1 – 3	By the end of the lesson, the pupils should be able to: recite <i>Sūratul-Lahab</i> (Q 111) with appropriate tone (1-3) examine the meaning of these verses commit these verses to memory	In small groups, pupils recite <i>Sūratul-Lahab</i> (Q 111) verse 1 – 3 with appropriate tone In small groups pupils examine the meaning of these verses Pupils memorize these verses by heart	Communication, Collaboration Creativity and imagination Personal Development Digital Literacy	Audio/Visual Materials: A copy of the Holy Qur'ān Audio cassette of the recorded <i>Sūrah</i> Internet Materials: <a href="http://www.researchgate.net">www.researchgate.net</a>
4	<i>Sūratul-Lahab</i> (Q 111) 4 – 5	By the end of the lesson, the pupils should be able to: recite the remaining verses of <i>Sūratul-Lahab</i> with appropriate tone (verse 4-5) examine the meaning of these verses commit the complete <i>Surah</i> to memory	In small groups, pupils recite the remaining verses of <i>Sūratul-Lahab</i> (Q 111) with appropriate tone In small groups pupils examine the meaning of these verses Pupils memorize the complete <i>Sūrah</i> by heart	Communication, Collaboration Creativity and imagination Personal Development Digital Literacy	Audio/Visual Materials: A copy of the Holy Qur'ān Audio cassette of the recorded <i>Sūrah</i> Internet Materials: <a href="http://www.researchgate.net">www.researchgate.net</a>
5	Attributes of Allah (SWT)	By the end of the lesson, the pupils should be able to: explain the meaning of the following attributes of Allah :- Al-Haadi (The Guide), Al-Malik (The Ruler), Al-Hakim (The Judge), Al-Basir (The All Seeing), As-Samiu (The All Hearing) relate these names of Allah as it affects man memorize these names of Allah with their meaning	As a class pupils explain the meaning of these names of Allah In small groups pupils relate these names of Allah as it affects man Pupils memorize these names of Allah	Communication, Collaboration Critical Thinking and Problems Solving Creativity and imagination Digital Literacy	Audio/Visual Materials: Cardboard on which the names of Allah are written Internet Materials: <a href="http://www.ourmuslimhome.com">www.ourmuslimhome.com</a> <a href="http://www.mamateachesme.com">www.mamateachesme.com</a>
6.	Learning five names out of the twenty-five names of Allah's Messengers mentioned in the Qur'ān	By the end of the lesson, the pupils should be able to: recall the names of these Prophets of Allah:- Idris, Ibrahim, Ismail, Is-haq, Yūsuf (AS) assess the function performed by these Prophets of Allah cite the relevant verse from the Qur'ān	As a class, pupils recall the names of some Prophets of Allah and their English version; In small groups pupils assess the functions of these Prophets of Allah Through "think, pair, share" pupils cite the relevant verses from the Qur'ān	Critical thinking and problems solving Communication, Collaboration	Audio/Visual Materials: Chart contains the names of Prophets of Allah mentioned in the Qur'ān Internet Materials:
7		Mid Term Tests/Open Day/Mid Term Break			
8	Brief history of Prophet Adam (AS)	By the end of the lesson, the pupils should be able to: narrate the history of the creation of Prophet Adam examine the test occurred between Prophet Adam and the Angels discuss the lesson from the life of Prophet Adam	As a class, pupils narrate the history of Prophet Adam In small groups, pupils examine factors responsible for the test between Prophet Adam and other Angels of Allah Pupils discuss the lesson from the life of Prophet Adam	Communication, Collaboration Critical Thinking and Problems Solving Leadership and Personal Development Digital Literacy	Audio/Visual Materials: Al Qur'ān Internet Materials: <a href="http://www.biography.com/religious-figure/adam">www.biography.com/religious-figure/adam</a>



WKS	TOPICS	LEARNING OBJECTIVES	LEARNING ACTIVITIES	EMBEDDED CORE SKILLS	LEARNING RESOURCES
9	Brief history of Prophet Nūh (AS)	By the end of the lesson, the pupils should be able to: narrate the life history of Prophet Nūh examine his quality of endurance discuss the result of his obedience and the disobedience of his son and people	As a class pupils narrate the history of Prophet Nūh In small groups, pupils examine his quality of endurance Through "think, pair, share" pupils discuss the result of his obedience and the disobedience of his son and his people	Communication, Collaboration Critical Thinking and Problems Solving Leadership and Personal Development Digital Literacy	Audio/Visual Materials: Al Qur'ān  Internet Materials: <a href="http://www.biography.com/religious-figure/Nuh">www.biography.com/religious-figure/Nuh</a>
10	Brief history of Prophet Ibrahim (AS)	By the end of the lesson, pupils through the whole class discussion should be able to: narrate the history of Prophet Ibrahim with reference to his obedience examine his stand against idol worship and his triumph over idol worshippers discuss the lesson from his persecution and accepting Allah's will	As a class, pupils narrate the history of Prophet Ibrahim In small groups pupils examine the quality of his firmness against the idol worship Through "think, pair, share" pupils discuss the lessons from his persecution and accepting the will of Allah	Communication, Collaboration Critical Thinking and Problems Solving Leadership and Personal Development Digital Literacy	Audio/Visual Materials: Map of Saudi Arabia Picture of Ka'abah Internet Materials: <a href="http://www.biography.com/religious-figure/ibraheem">www.biography.com/religious-figure/ibraheem</a>
11	Brief history of Prophet Ismā'il (AS)	By the end of the lesson, pupils through the whole class discussion should be able to: narrate the history of Prophet Ismail with reference to his father examine his stand against idol worship discuss the lesson from his persecution and accepting Allah's will	As a class, pupils narrate the history of Prophet Ismail In small groups, pupils examine the quality of his firmness against the idol worship Through "think, pair, share" pupils discuss the lessons from his persecution and accepting the will of Allah	Communication, Collaboration Critical Thinking and Problems Solving Leadership and Personal Development Digital Literacy	Audio/Visual Materials: Map of Saudi Arabia Picture of Ka'abah Internet Materials: <a href="http://www.biography.com/religious-figure/ismail">www.biography.com/religious-figure/ismail</a>
12	Revision				
13	Examination				

CLASSBASIC.COM



WKS	TOPICS	LEARNING OBJECTIVES	LEARNING ACTIVITIES	EMBEDDED CORE SKILLS	LEARNING RESOURCES
1.	Readiness test / Revision				
2.	Joining of two letter words	By the end of the lesson, the pupils should be able to: identify two letter Arabic words pronounce two letter Arabic words write two letter Arabic words correctly	As a small group, pupils identify two letter Arabic words Pupils as a class pronounce two letter Arabic words As an individual pupils write and pronounce two letter Arabic words correctly	Critical Thinking and Problems Solving Communication, Collaboration Leadership and Personal Development	Audio/Visual Materials: Chart containing some Arabic letters Audio/Video CD Internet Materials: <a href="https://www.sibawayinsttute.com">https://www.sibawayinsttute.com</a> <a href="https://www.facebook.com/gurancarabic">https://www.facebook.com/gurancarabic</a>
3	Sūratun-Nasr Verses (Q 110 verses 1 – 2)	By the end of the lesson, the pupils should be able to: recite Sūratun-Nasr with appropriate tone verse (1-2) examine the meaning of the verses commit the verses to memory	As a class pupils recite Sūratun-Nasr verse 1 - 2 In small group pupils examine the meaning of these verses Pupils commit these verses to memory	Communication, Collaboration Creativity and imagination Personal Development Digital Literacy	Audio/Visual Materials: A copy of the Holy Qur'an Audio cassette of the recorded Sūrah Internet Materials: <a href="http://www.researchgate.net">www.researchgate.net</a>
4.	Sūratun-Nasr (Q 110 verse 3)	By the end of the lesson, the pupils should be able to: recite the remaining verse of Sūratun-Nasr with appropriate tone (verse 3) examine the meaning of the verse commit the whole Sūrah to memory	As a class pupils recite the remaining verse of Sūratun-Nasr In small groups, pupils examine the meaning of the verse Pupils commit the whole Sūratun-Nasr to memory	Communication, Collaboration Creativity and imagination Digital Literacy Personal Development	Audio/Visual Materials: A copy of the Holy Qur'an Audio cassette of the recorded Sūrah Internet Materials: <a href="http://www.researchgate.net">www.researchgate.net</a>
5	Iqāmah (Ready to pray)	By the end of the lesson, the pupils should be able to: explain the meaning of Iqāmah call the Iqāmah translate each text of the Iqāmah	As a class pupils participate in giving meaning to Iqāmah as a word and its relevance As an individual pupils should be able to call the Iqāmah Pupils translate each text of the Iqāmah	Communication, Collaboration Personal Development Critical Thinking and Problems Solving	
6.	Practical demonstration of a Rak'ah	By the end of the lesson, the pupils should be able to: explain the meaning of a Rak'ah show a practical demonstration of a Rak'ah state the steps that make up a complete Rak'ah	As a class pupils participate in giving meaning to Rak'ah As an individual pupils shows the practical demonstration of a Rak'ah As a class, pupils should state the steps involve in a complete Rak'ah	Communication, Collaboration Personal Development Critical Thinking and Problems Solving	Audio/Visual Materials: Internet Materials:
7.	Mid Term Test/ Break				
8.	At-Tashāhud – (The Word of Testimony)	By the end of the lesson, the pupils should be able to: explain the meaning and significance of Tashāhud write the text and recite Tashāhud state when and where Tashāhud can be recited	As a class pupils participate in giving meaning to Tashāhud As an individual pupils write the text of Tashāhud Pupils state the exact time and place to recite Tashāhud	Communication, Collaboration Personal Development Critical Thinking and Problems Solving	
9.	Brief history of Prophet Yūsuf (AS)	By the end of the lesson, the pupils should be able to: narrate the history of Prophet Yūsuf with reference to his father's love for him examine the lessons contained in the history of Prophet Yūsuf with reference to his dream and relationship with his brothers apply these lessons to daily activities with reference to his stands against temptation	As a class pupils narrate the history of Prophet Yūsuf Pupils as a group examine lessons contain from his life history Through "think, pair, share," pupils discuss how to apply the lessons from his life history	Communication, Collaboration Critical Thinking and Problems Solving Leadership and Personal Development Digital Literacy	Audio/Visual Materials: Audio /Video cassette of the history of Prophet Yūsuf Internet Materials: <a href="http://www.biography.com/religious-figure/Yusuf">www.biography.com/religious-figure/Yusuf</a>



WKS	TOPICS	LEARNING OBJECTIVES	LEARNING ACTIVITIES	EMBEDDED CORE SKILLS	LEARNING RESOURCES
0	Brief history of Prophet Isā (AS)	By the end of the lesson, the pupils should be able to: narrate the history of Prophet Isā's miraculous birth and his mission examine the lessons contained in the history of Prophet Isā as regards his not being the son of Allah and not being crucified apply these lessons to daily activities	As a class pupils narrate the history of Prophet Isā In small group pupils examine lessons contain from his life history Through "think, pair, share" pupils discuss how to apply the lessons from his life history	Communication, Collaboration Critical Thinking and Problems Solving Leadership and Personal Development Digital Literacy	Audio/Visual Materials: Chart showing: - people going on caravan - a flock of animals with the shepherd Short drama in the class Internet Materials: <a href="http://www.biography.com/religious-figure/Isa">www.biography.com/religious-figure/Isa</a>
1	History of Prophet Muhammad ? (SAW) from Birth to his Marriage	By the end of the lesson, the pupils should be able to: narrate the history of Prophet Muhammad from his birth to his childhood examine the lesson contained in his business, association with Khadijah and his marriage to her apply these lessons to daily activities	As a class pupils narrate the history of Prophet Muhammad ? In small group pupils examine lessons contain from his life history Through "think, pair, share" pupils discuss how to apply the lessons from his life history	Communication, Collaboration Critical Thinking and Problems Solving Leadership and Personal Development  Digital Literacy	Audio/Visual Materials: Flashcards of some of the keyword vocabulary Map of Saudi Arabia Picture of Ka'abah Internet Materials: <a href="http://www.biography.com/religious-figure/muhammad">www.biography.com/religious-figure/muhammad</a>
12.	Revision				
13.	Examination				

CLASSBASIC.COM

# Term 3

## Primary 2

PRIMARY TWO



### LAGOS STATE GOVERNMENT MINISTRY OF EDUCATION UNIFIED SCHEMES OF WORK FOR PRIMARY SCHOOLS

#### ISLĀMIC STUDIES

THIRD TERM

WKS	TOPICS	LEARNING OBJECTIVES	LEARNING ACTIVITIES	EMBEDDED CORE SKILLS	LEARNING RESOURCES
1	Readiness test / Revision				
2	Joining of three letter words	By the end of the lesson, the pupils should be able to: identify three letter Arabic words pronounce three letter Arabic words with different vowel signs eg ??? , ء??, ??? write three letter Arabic words	As a class pupils identify three letter Arabic words Pupils in small groups pronounce three letter words with vowel signs As an individual pupils write three letter Arabic words	Communication, Collaboration Communication, Collaboration Critical Thinking and Problems Solving Digital Literacy	Audio/Visual Materials: A chart showing how Arabic letters are joined Internet Materials: <a href="https://www.sibawaynstitute.com">https://www.sibawaynstitute.com</a> <a href="https://www.facebook.com/quranicarabic">https://www.facebook.com/quranicarabic</a>
3.	Introduction of Shaddah and Alif-Maddah	By the end of the lesson, pupil should be able to: say the meaning of Shaddah and Alif-Maddah give the reasons why Shaddah is used show some examples of Shaddah and Maddah	As a class pupils say the meaning of Shaddah and Alif-Maddah Pupils give the reason why Shaddah is used As a small group pupils show some examples of Shaddah and Alif-Maddah	Critical Thinking and Problems Solving Communication, Collaboration Creativity and imagination	A chart showing how Shaddah and Maddah are used on Arabic words Internet Materials:
4	Sūratul-Kāfirun(Q 109) 1 – 3	By the end of the lesson, the pupils should be able to: recite Sūratul Kāfirun 1-3 translate these verses into English commit the Sūrah to memory	As a class pupils recite Sūratul Kāfirun verse 1 - 3 In groups, pupils translate these verses into English Pupils commit these verses to memory	Communication, Collaboration Creativity and Imagination Personal Development Digital Literacy	Audio/Visual Materials: A copy of the Holy Qur'an Audio cassette of the recorded Sūrah Internet Materials: <a href="http://www.researchgate.net">www.researchgate.net</a>
5	Sūratul-Kāfirun(Q 109) 4 – 6	By the end of the lesson, the pupils should be able to: recite the remaining verses of Sūratul Kāfirun (verse 4 – 6) translate these verses into English commit the whole Sūrah to memory	As a class pupils recite the remaining verses of Sūratul Kāfirun In small groups, pupils translate these verses into English Pupils commit the entire Sūratul Kāfirun to memory	Communication, Collaboration Creativity and imagination Personal Development Digital Literacy	Audio/Visual Materials: A copy of the Holy Qur'an Audio cassette of the recorded Sūrah Internet Materials: <a href="http://www.researchgate.net">www.researchgate.net</a>
6.	Salātul-Jamā'ah (Congregational Prayer)	By the end of the lesson, the pupils should be able to: explain the meaning of Salātul-Jamā'ah show a practical demonstration of Salātul-Jamā'ah procedure state the conditions surrounding Salātul-Jamā'ah	As a class pupils participate in explaining the meaning to Salātul-Jamā'ah As an individual pupils shows the practical demonstration of Salātul-Jamā'ah Pupils state the conditions surrounding Salātul-Jamā'ah	Communication, Collaboration Personal Development Critical Thinking and Problems Solving	Audio/Visual Materials: - Praying Mat(s) - Chart of Muslims in a congregational prayers (Salātul-Jamā'ah) Internet Materials:
7		Mid Term Tests/Open Day/Mid Term Break			
8	Aṣmāullāhil-Husnā (Beautiful names of Allah)	By the end of the lesson, the pupils should be able to: explain the meaning of the following names of Allah :- Allah (God), Ar-Rahman (The Beneficent), Ar-Rahim (The Merciful), Al- Malik (The Sovereign Lord ), Al-Quddus (The Holy) relate these names of Allah as it affects man memorize these names of Allah with their meaning	As a class pupils explain the meaning of these names of Allah In small groups, pupils relate these names of Allah as it affects man Pupils memorize these names of Allah	Communication, Collaboration Critical Thinking and Problems Solving Creativity and Imagination Digital Literacy	Audio/Visual Materials: Cardboard on which the names of Allah are written Internet Materials: <a href="http://www.ourmuslimhomeschool.com">www.ourmuslimhomeschool.com</a> <a href="http://www.mamateachesme.com">www.mamateachesme.com</a>

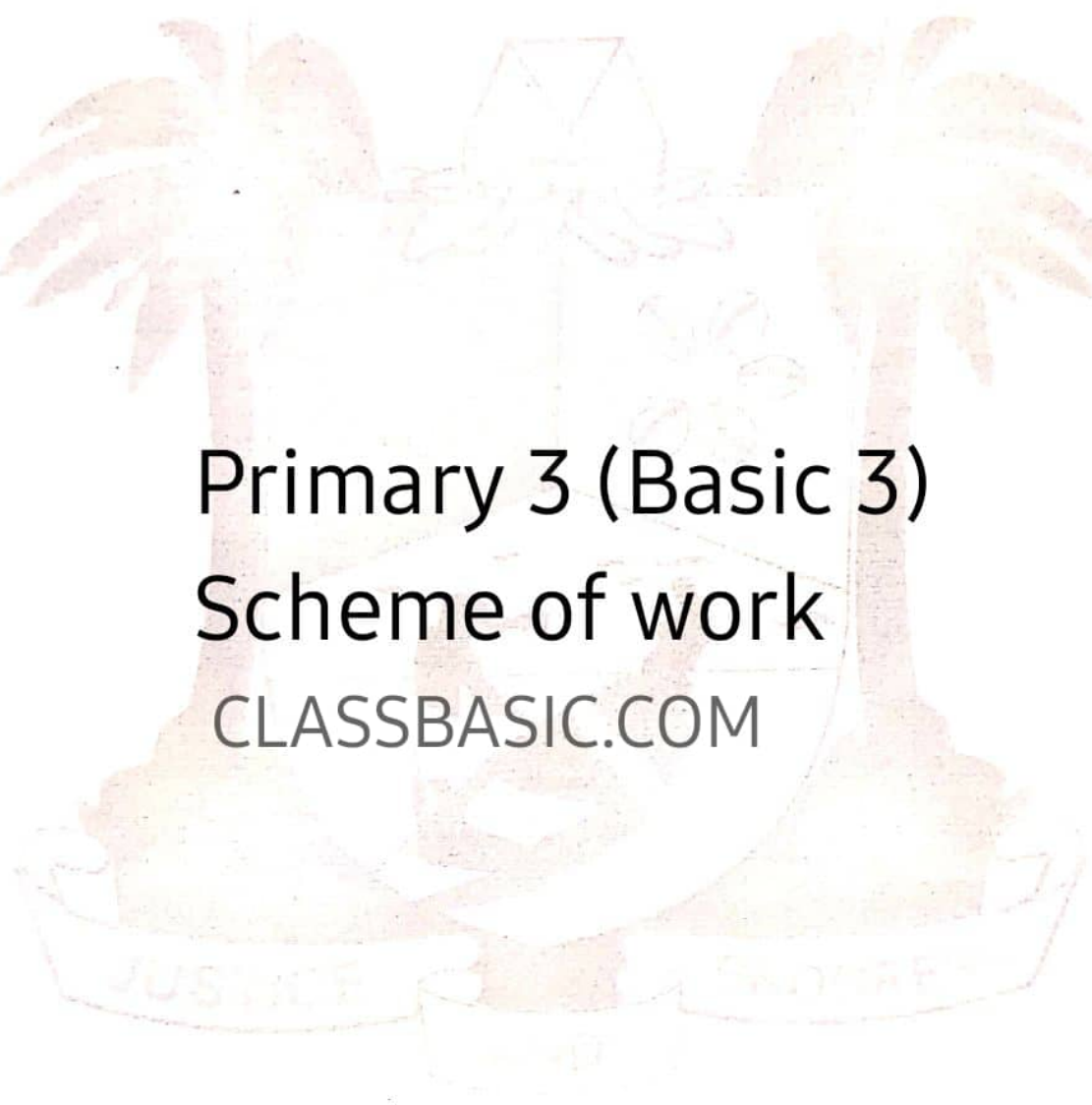
CLASSBASIC.COM

UNIFIED SCHEMES OF WORK FOR PRIMARY SCHOOLS (PRY 1-3)

411



WKS	TOPICS	LEARNING OBJECTIVES	LEARNING ACTIVITIES	EMBEDDED CORE SKILLS	LEARNING RESOURCES
9.	Asmāullāhīl-Husnā (Beautiful Names of Allah)	By the end of the lesson, the pupils should be able to: explain the meaning of the following names of Allah :- As-Salam (The Source of Peace), Al-Mu'min (The Guardian), Al-Muhaimin (The Protector), Al-Azeez (The Mighty), Al-Jabbar (The Compeller) relate these names of Allah as it affects man memorize these names of Allah with their meaning	As a class pupils explain the meaning of these names of Allah In small groups, pupils relate these names of Allah as it affects man Pupils memorize these names of Allah	Communication, Collaboration Critical Thinking and Problems Solving Creativity and Imagination Digital Literacy	Audio/Visual Materials:  Cardboard on which the names of Allah are written Internet Materials: <a href="http://www.ourmuslimhomeschool.com">www.ourmuslimhomeschool.com</a> <a href="http://www.mamateachesme.com">www.mamateachesme.com</a>
10	Virtuous Conduct in Islam	By the end of the lesson, the pupils should be able to: say the meaning of punctuality and cleanliness state the places where punctuality and cleanliness are needed justify the importance of punctuality and cleanliness	As a class pupils say the meaning of punctuality and cleanliness In small groups, pupils state the places where punctuality and cleanliness are essentials Pupils justify the essence of punctuality and cleanliness	Communication, Collaboration Critical Thinking and Problems Solving Leadership and Personal Development	Audio/Visual Materials: Internet Materials:
11	Brief history of Prophet Musā (AS)	By the end of the lesson, the pupils should be able to: narrate the history of Prophet Musā with reference to his birth and Prophethood examine his relationship with Fir'awn apply the lessons derived to daily activities	Pupils as a class narrate the history of Prophet Musā In small groups, pupils examine lessons contain from his life history Through "think, pair, share" pupils discuss how to apply the lessons from his life history	Communication, Collaboration Critical Thinking and Problems Solving Leadership and Personal Development Digital Literacy	Audio/Visual Materials: Chart showing: - people going on caravan - a flock of animals with the shepherd Internet Materials: <a href="http://www.biography.com/religious-figure/Musā">www.biography.com/religious-figure/Musā</a>
12	Revision				
13	Examination				



# Primary 3 (Basic 3) Scheme of work CLASSBASIC.COM



# Term 1

## Primary 3



### LAGOS STATE GOVERNMENT MINISTRY OF EDUCATION UNIFIED SCHEMES OF WORK FOR PRIMARY SCHOOLS

#### PRIMARY THREE

#### ISLĀMIC STUDIES

#### FIRST TERM

WKS	TOPICS	LEARNING OBJECTIVES	LEARNING ACTIVITIES	EMBEDDED CORE SKILLS	LEARNING RESOURCES
1	Readiness Test /Revision				
2	Vocalisation of Arabic letters (Alif to Yāw) with Fātihah	By the end of the lesson, the pupils should be able to: identify Arabic letters from Alif to Yāw vocalize each letter with Fātihah vowel create three letter words with Fātihah vowel	Pupils as a class read the Arabic letters correctly from Alif to Yāw Pupils in small groups pronounce each of Arabic letter with Fātihah vowel Pupils in small groups create three letter words with Fātihah vowel	Communication, Collaboration Creativity and imagination Critical Thinking and Problems Solving	Internet Materials:
3.	Sūratul Kawthara (Q108)	By the end of the lesson, the pupils should be able to: recite Sūratul Kawthara correctly translate Sūratul Kawthara into English memorize the Sūrah	As a class, pupils recite Sūratul Kawthara In small groups, pupils translate Sūratul Kawthara into English Pupils memorize Sūratul Kawthara	Communication, Collaboration Creativity and imagination Personal Development Digital Literacy	Audio/Visual Materials: A copy of the Holy Qur'ān Audio cassette of the recorded Sūrah Internet Materials: <a href="http://www.researchgate.net">www.researchgate.net</a>
4.	Asmāullāhīl-Husnā ( Beautiful Names of Allah) Al-Mutakabir (The Majesty), Al-Khaliq (The Creator), Al-Baari (The Evolver), Al-Musawwir (The Fashioner), Al-Ghaffar ( The Forgiver)	By the end of the lesson, the pupils should be able to: explain the meaning of the five names of Allah :- relate these names of Allah as it affects man memorize these names of Allah with their meaning	Pupils as a class recite these attributes of Allah. Pupils in small groups relate these attributes of Allah as it affects man. As an individual, pupils memorize these attributes of Allah with its meaning	Communication, Collaboration Critical Thinking and Problems Solving Creativity and imagination Digital Literacy	Audio/Visual Materials: Cardboard on which the names of Allah are written Internet Materials: <a href="http://www.ourmuslimhomeschool.com">www.ourmuslimhomeschool.com</a> <a href="http://www.mamateachesme.com">www.mamateachesme.com</a>
5.	Asmāullāhīl-Husnā ( Beautiful Names of Allah)	By the end of the lesson, the pupils should be able to: explain the meaning of the following names of Allah :- Al-Qahār (The Subduer), Al-Wahāb (The Bestower), Al-Fattah (The Opener), Ar-Razzāq (The Enricher), Al-'Alīm ( The All Knowing) relate these names of Allah as it affect man memorize these names of Allah with their meaning	Pupils as a class recite these attributes of Allah. Pupils in small groups relate these attributes of Allah as they affect man. As an individual, pupils memorize these attributes of Allah with their meanings	Communication, Collaboration Critical Thinking and Problems Solving Creativity and Imagination Digital Literacy	Audio/Visual Materials: Cardboard on which the names of Allah are written Internet Materials: <a href="http://www.ourmuslimhomeschool.com">www.ourmuslimhomeschool.com</a> <a href="http://www.mamateachesme.com">www.mamateachesme.com</a>
6.	Belief in Angels of Allah and their functions:- Angel Jibril, Mikail, Ridwan, Atid, Asarail, Munkar, Nakir, Israfil, Malik	By the end of the lesson, the pupils should be able to: mention the names of some prominent Angels of Allah examine the special features and functions of Angels of Allah discuss the purpose of their creation by Allah	Pupils as a class mention the names of some prominent Angels of Allah In small groups, pupils examine the special features and functions of Angels of Allah Pupils as a class discuss the purpose of their creation by Allah	Communication, Collaboration Critical Thinking and Problems Solving Creativity and imagination Digital Literacy	Audio/Visual Materials: Chart of the Six Articles of the Islamic Faith Chart showing the names notable Angels of Allah Internet Materials: <a href="http://www.youtube.com/watch?v=mandduty">www.youtube.com/watch?v=mandduty</a>
7		Mid Term Tests/Open Day/Mid Term Break			
8	Sūratul-Fātihah Recitation, Translation, Importance and the Uses	By the end of the lesson, the pupils should be able to: recall Sūratul-Fātihah in Arabic/Transliteration; explain the English translation of the Sūrah; Illustrate the importance of the Sūrah in Muslims' lives.	Pupils as a class recite Sūratul-Fātihah. Pupils in small groups, explain the English translation of the chapter. Pupils in pairs, illustrate the uses and importance of the chapter in observing Salawāh (prayers) and in the life of Muslims.	Collaboration, Communication, Critical Thinking Personal Social Skills	Audio/Visual Materials: - Copies of the Holy Qur'ān/Juz'-Amma. - Chart/ Audio of Arabic Text of the chapter and English Translation - Flashcards of the key vocabulary words Internet Materials:

WKS	TOPICS	LEARNING OBJECTIVES	LEARNING ACTIVITIES	EMBEDDED CORE SKILLS	LEARNING RESOURCES
9	Belief in Jinn	By the end of the lesson, the pupils should be able to: say the meaning of the word Jinn with reference to Q15 verse 27 differentiate between the Jinns and The Angels of Allah state the Islamic point of views on Jinns	As a small group, pupils say the meaning of the word Jinn As a small group discussion pupils differentiate between the Jinns and the Angels of Allah As a class discussion pupils state the Islamic point of views on Jinns	Communication, Collaboration Critical Thinking and Problems Solving Leadership and Personal Development Digital Literacy	Audio/Visual Materials: Internet Materials: <a href="http://www.pewforum.org">www.pewforum.org</a>
10.	Belief in the existence of Shaytān	By the end of the lesson, pupils should be able to: Discuss who Shaytān is, with reference to Q15 verse 27 examine the position of Shaytān before creation of Adam state the reason for the removal of Shaytān from paradise	As a small group, pupils discuss who Shaytān is, with reference to Q15 verse 27 In small groups, pupils examine the position of Shaytān before creation of Adam As a class, pupils state the reason for the removal of Shaytān from paradise	Communication, Collaboration Critical Thinking and Problems Solving Creativity and imagination Digital Literacy	Audio/Visual Materials: Internet Materials: <a href="http://www.en.m.wikipedia.org/blis">www.en.m.wikipedia.org/blis</a>
11.	Prophet Muhammad's Hijrah and his persecution	By the end of the lesson, the pupils should be able to: explain how Muhammad was called to Prophethood examine the factors responsible for the opposition of Makkān to the message of the Prophet state the significance of the migration of the Prophet and his followers to the development of Islam	In small groups, pupils explain how Muhammed was called to Prophethood Pupils as small groups, examine the factors responsible for the Makkān opposition to the message of the Prophet As a class pupils brainstorm on the significance of the migration of Prophet and his followers to the development of Islam	Communication, Collaboration Critical Thinking and Problems Solving Leadership and Personal Development Digital Literacy	Audio/Visual Materials: Internet Materials: <a href="http://www.biography.com/religious-figure/muhammad">www.biography.com/religious-figure/muhammad</a>
12	Revision				
13	Examination				





ISLĀMIC STUDIES

PRIMARY THREE

SECOND TERM

WKS	TOPICS	LEARNING OBJECTIVES	LEARNING ACTIVITIES	EMBEDDED CORE SKILLS	LEARNING RESOURCES
1	Readiness test / Revision	By the end of the lesson, the pupils should be able to: List some topics treated last term justify the relevance of those topics solve questions related to the last term's work done	As a whole class pupils list some topics treated last session Through "think, pair, share" pupils justify the relevance of the last session work done As an individual pupils respond to some questions	Communication, Collaboration Leadership and Personal Development Critical Thinking and Problems Solving	Audio/Visual Materials: - Charts of different items related to these topics - Exercise books - VCD and DVD Internet Materials:
2	Introduction of Wāw ڤ and Yāw ځ as consonant	By the end of the lesson, the pupils should be able to: identify Wau and Yāw as consonants memorize the usage of these two consonants write these two consonants correctly	Pupils in a class identify Wau and Yāw as consonants As a class, pupils discuss and memorize the usage of these two consonants Pupils individually write these two consonants correctly	Communication, Collaboration Critical Thinking and Problems Solving Personal Development Digital Literacy	Audio/Visual Materials: - Chart showing the prolongation letters in Arabic <a href="http://www.uvic.cs.vowels">www.uvic.cs.vowels</a> Internet Materials:
3.	Introduction of Wāw ڤ and Yāw ځ as elongation letter of vowel sound ī and ū	By the end of the lesson, the pupils should be able to: identify the two as elongation letters of vowel sound ī and ū memorize the two as elongation letters write Arabic words that has both or either of the two vowel sounds (ī and ū)	Pupils as a class, identify the two as elongation letters of vowel sound ī and ū As a class, pupils memorize the two as elongation letters Pupils individually write Arabic words that has both or either of the two vowel sounds (ī and ū)	Communication, Collaboration Critical Thinking and Problems Solving Personal Development Digital Literacy	Audio/Visual Materials:  Chart showing the prolongation letters in Arabic  Internet Materials: <a href="http://www.uvic.cs.vowels">www.uvic.cs.vowels</a>
4.	Identification of Arabic Vowels and Tanwin (Nunation)	By the end of the lesson, the pupils should be able to: identify the signs of Arabic vowels and relationship with Tanwin :- Fata/tain, Kasra/tain and Duma/tain apply Arabic vowels and Tanwin on Arabic nouns use Arabic vowels and Tanwin effectively on Arabic words	Pupils as a class identify the signs of Arabic vowels and relationship with Tanwin As a whole class, pupils apply the signs of Arabic vowels and Tanwin on nouns Pupils individually use Arabic vowels and Tanwin effectively	Communication, Collaboration Critical Thinking and Problems Solving Personal Development Digital Literacy	<a href="http://www.youtube.lettersongwithdoublefatha.kasrahdummah">www.youtube.lettersongwithdoublefatha.kasrahdummah</a>
5.	Sūratul-Mā'ūn (Q107) Verses 1 - 3	By the end of the lesson, the pupils should be able to: recite Sūratul-Mā'ūn verse 1 - 3 translate these verses into English state the benefits of reciting the Sūrah	Pupils as a whole class recite Sūratul-Mā'ūn Pupils in small groups translate these verses into English Pupils individually state the benefits of reciting the Sūrah	Communication, Collaboration Critical Thinking and Problems Solving Personal Development Digital Literacy	Audio/Visual Materials: A copy of glorious Qur'an Audio tape reciting Sūratul-Mā'ūn Chart contains Sūratul-Mā'ūn Internet Materials: <a href="http://www.researchgate.net">www.researchgate.net</a>
6	Sūratul-Mā'ūn (Q107) Verses 4 - 7	By the end of the lesson, the pupils should be able to: recite the remaining verses (4 - 7) of Sūratul-Mā'ūn translate these verses into English state the lessons from Sūratul-Mā'ūn as it affects man	Pupils as a whole class recite the remaining verses (4 - 7) of Sūratul-Mā'ūn In small groups, pupils translate these verses into English Pupils individually state the lessons from Sūratul-Mā'ūn as it affects man	Communication, Collaboration Critical Thinking and Problems Solving Personal Development Digital Literacy	Audio/Visual Materials: A copy of glorious Qur'an Audio tape reciting Sūratul-Mā'ūn Chart contains Sūratul-Mā'ūn Internet Materials: <a href="http://www.researchgate.net">www.researchgate.net</a>
7		Mid Term Tests/Open Day/Mid Term Break			
8	Things that spoil Salāh	By the end of the lesson, the pupils should be able to: mention those things that spoil salat justify the reasons they spoil salat: provide ways of avoiding things that vitiate our salat	As a whole class, pupils mention those things that spoil salat In small groups, pupils justify the reasons vitiating spoil salat As a class, pupils brainstorm on ways of preventing things that spoil Salat	Communication, Collaboration Creativity and imagination Critical Thinking and Problems Solving  Digital Literacy	Audio/Visual Materials Flash cards showing things that spoil Salat Internet Materials: <a href="http://www.religionislam.com">www.religionislam.com</a>

WKS	TOPICS	LEARNING OBJECTIVES	LEARNING ACTIVITIES	EMBEDDED CORE SKILLS	LEARNING RESOURCES
9	Tayammum (Dry ablution)	By the end of the lesson, the pupils should be able to: explain the meaning of Tayammum justify the reasons and how Tayammum is performed state items used in performing it and things that spoil Tayammum	As a whole class, pupils explain the meaning of Tayammum In small groups, pupils justify the reasons and how Tayammum is performed Pupils brainstorm on what vitiates Tayammum and items used to perform it	Communication, Collaboration  Creativity and imagination  Critical Thinking and Problems Solving  Digital Literacy	Audio/Visual Materials: Flash cards showing things that spoil Salat Internet Materials: <a href="http://www.youtube.com/watch?v=howtodo_tayammumpuritydryablution">www.youtube.com/watch?v=howtodo_tayammumpuritydryablution</a>
10.	Hijrah (The Migration of the Prophet ﷺ (SAW) from Makkah to Madinah) I	By the end of the lesson, pupils should be able to: discuss the events that led to the first Muslim's Hijrah to Abyssinia explain how Muslims were accommodated in Abyssinia the benefits of the first Hijrah to Muslims and Islam	In small groups, pupils discuss the events that led to the first Muslim's Hijrah to Abyssinia In small groups, pupils explain how Muslims were accommodated in Abyssinia As a whole class pupils brainstorm on the benefits of the first Hijrah to Muslims and Islam	Communication, Collaboration  Critical Thinking and Problems Solving  Leadership and Personal Development Digital Literacy	Audio/Visual Materials: Internet Materials: <a href="http://www.raleighmasjid.org">www.raleighmasjid.org</a>
11.	Hijrah (The Migration of the Prophet ﷺ (SAW) from Makkah to Madinah) II	By the end of the lesson, pupils should be able to: discuss the events that led to the Prophet's Hijrah justify the reasons for the Prophet's Hijrah explain how Prophet established Muslim Ummah in Madinah	In small groups, pupils discuss the events that led to the Prophet Hijrah In small groups, pupils justify the reasons for the Prophet's Hijrah As a class, pupils explain how Prophet established Muslim Ummah in Madinah.	Communication, Collaboration  Critical Thinking and Problems Solving  Leadership and Personal Development	<a href="http://www.raleighmasjid.org">www.raleighmasjid.org</a>
12	Revision				
13	Examination				





ISLĀMIC STUDIES FOR PRIMARY SCHOOLS

PRIMARY THREE

THIRD TERM

WKS	TOPICS	LEARNING OBJECTIVES	LEARNING ACTIVITIES	EMBEDDED CORE SKILLS	LEARNING RESOURCES
1	Readiness Test /Revision				
2	Introduction of Tanwin	By the end of the lesson, the pupils should be able to: identify the signs of Arabic vowels and relationship with Tanwin :- Fatia/taim, Kasra/taim and Duma/taim apply Arabic vowels and Tanwin on Arabic nouns use Arabic vowels and Tanwin effectively on Arabic words	Pupils as a class identify the signs of Arabic vowels and relationship with Tanwin As a whole class, pupils apply the signs of Arabic vowels and Tanwin on nouns Pupils individually use Arabic vowels and Tanwin effectively	Communication, Collaboration Critical Thinking and Problems Solving Personal Development Digital Literacy	Audio/Visual Materials: A chart showing the application of Tanwin on Arabic words Internet Materials: <a href="http://www.youtube.com/letterssongwithdoublefathahkasrahahumoh">www.youtube.com/letterssongwithdoublefathahkasrahahumoh</a>
3.	Sūratul Quraysh (Q106) verses 1 – 2	By the end of the lesson, the pupils should be able to: recite Sūratul Quraysh verse 1 – 2 translate verses 1 – 2 of Sūratul Quraysh into English state the benefits for reciting Sūratul Quraysh	Pupils as a class recite Sūratul Quraysh verse 1 – 2 In small groups, pupils translate Sūratul Quraysh verses 1 – 2 into English Pupils individually state the benefits for reciting Sūratul Quraysh	Communication, Collaboration Critical Thinking and Problems Solving Personal Development Digital Literacy	Audio/Visual Materials: - A copy of glorious Qur'an - Audio tape - Chart contains Sūratul Quraysh Internet Materials: <a href="http://www.researchgate.net">www.researchgate.net</a>
4.	Sūratul Quraysh (Q106) verses 3 – 4	By the end of the lesson, the pupils should be able to: recite Sūratul Quraysh verse 3 – 4 translate verses 3 – 4 of Sūratul Quraysh into English examine the lessons from Sūratul Quraysh as it affects man	Pupils as a class recite Sūratul Quraysh verse 3 – 4 In small groups, pupils translate Sūratul Quraysh verses 3 – 4 into English Pupils individually state the lessons from Sūratul Quraysh as it affects man	Communication, Collaboration Critical Thinking and Problems Solving Personal Development Digital Literacy	Audio/Visual Materials: A copy of glorious Qur'an Audio tape Internet Materials: <a href="http://www.researchgate.net">www.researchgate.net</a>
5.	Salātul-Jum'ah (Friday Prayer)	By the end of the lesson, the pupils should be able to: Cite the verse that discusses Salātul-Jum'ah; state the condition governing it and its importance; demonstrate how Salātul-Jum'ah is performed	Pupils as a class, discuss the verse that treat Salātul-Jum'ah Q62 Verse 9 As a class, pupils state the conditions governing it and importance of Salātul-Jum'ah Pupils as a class, demonstrate how Salātul-Jum'ah is performed	Critical Thinking and Problems Solving Communication, Collaboration Creativity and imagination Digital Literacy	Audio/Visual Materials: - A copy of glorious Qur'an Chart showing the picture and demonstration on how Salātul-Jum'ah is observed Internet Materials: <a href="http://www.youtube.com/howtoattendamuslimfridayprayer">www.youtube.com/howtoattendamuslimfridayprayer</a>
6	Punctuality	By the end of the lesson, the pupils should be able to: explain the meaning of punctuality; examine the instances of punctuality; mention the importance of punctuality	As a class, pupils explain meaning of punctuality In small groups, pupils examine the instances of punctuality As a whole class, pupils brainstorm on the importance of punctuality	Communication, Collaboration Critical Thinking and Problems Solving Creativity and imagination Personal Development Digital Literacy	Audio/Visual Materials: A copy of glorious Qur'an Chart showing the meaning and the importance of punctuality Internet Materials: <a href="http://www.impactteachers.com">www.impactteachers.com</a>
7		Mid Term Tests/Open Day/Mid Term Break			
8	Duties towards Parents and Teachers	By the end of the lesson, the pupils should be able to: describe who a parent is and who a teacher is; categorize the duties towards Parents and Teachers; cite a reference from the Glorious Quran i.e. chapter 17 verse 23	As a whole class, pupils discuss who is a parent and a teacher As a whole class, pupils categorize our duties towards parents and teachers Pupils in small groups cite and discuss reference from Glorious Quran i.e. chapter 17 verse 23	Communication, Collaboration Critical Thinking and Problems Solving Creativity and imagination Personal Development Digital Literacy	Audio/Visual Materials: A copy of glorious Qur'an Chart showing the pictures of some parents and teachers Internet Materials: <a href="http://www.centreforparentingeducation.org">www.centreforparentingeducation.org</a> <a href="http://www.quora.com">www.quora.com</a>

WKS	TOPICS	LEARNING OBJECTIVES	LEARNING ACTIVITIES	EMBEDDED CORE SKILLS	LEARNING RESOURCES
9	Duties towards others	By the end of the lesson, the pupils should be able to: explain the meaning of "others" in term of society, peer group or government; mention the duties towards others; cite a reference from Hadith of the Prophet ﷺ that supports duties to others eg "La yuhminu ahdukum hatā yuhibul akhihi mā yuhibu linafsihi"	As a whole class, pupils explain the word "others" in terms of society, peer group or government As a whole class, pupils brainstorm to categorize these duties Pupils "think, pair, share" on a reference from Hadith of the Prophet that supports duties to others eg "La yuhminu ahdukum hataa yuhibul akhihi maa yuhibu linafsihi"	Communication, Collaboration Critical Thinking and Problems Solving Creativity and imagination Personal Development Digital Literacy	Audio/Visual Materials: A copy of glorious Qur'an Chart showing the pictures of different types of people Internet Materials: <a href="http://www.politicalsciencenotes.com">www.politicalsciencenotes.com</a>
10.	Human Relationship and Cooperation	By the end of the lesson, the pupils should be able to: explain the meaning of human relationship and cooperation; categorize the types of relationship and cooperation; state the needs for human relationship and cooperation in our society	As a whole class, pupils explain the meaning of human relationship and cooperation As a whole class, pupils categorize the types of relationship and cooperation As individuals, pupils state the needs for human relationship and cooperation in our society	Communication, Collaboration Critical Thinking and Problems Solving Creativity and imagination Personal Development Digital Literacy	Audio/Visual Materials: A copy of glorious Qur'an Chart showing the benefit of human relationship and cooperation Internet Materials: <a href="http://www.encyclopedia.com">www.encyclopedia.com</a>
11.	Truthfulness	By the end of the lesson, the pupils should be able to: say the meaning of truthfulness and cite examples; justify the importance of truthfulness e.g. confidence in person, Acceptance in society; cite a reference from the glorious Qur'an that support Truthfulness	As a whole class, pupils say the meaning of truthfulness and cite examples As a whole class, pupils justify the importance of truthfulness Pupils in small groups cite reference from the Glorious Qur'an and Hadith that support Truthfulness i.e. chapter 61 verse 2-3	Communication, Collaboration Critical Thinking and Problems Solving Creativity and imagination Personal Development Digital Literacy	Audio/Visual Materials: A copy of glorious Qur'an Chart showing the advantages of truthfulness Internet Materials: <a href="http://www.allprodad.com">www.allprodad.com</a>
12	Revision				
13	Examination				





**LAGOS STATE GOVERNMENT  
MINISTRY OF EDUCATION**

**Designed & Printed @ Education Resource Centre, Ojodu**